JOANNA BRIGGS INSTITUTE

CAN-Implement.Pro

Methodology and method for adapting guidelines for evidence-based practice

Conflicts of Interest

> I am employed by JBI which owns IP in the software

> I have no direct financial conflicts of interest
  - The software is open access at no charge.

Background

> CAN-Implement© was developed to provide a framework for adapting guidelines for local use

> CAN-Implement© is underpinned by the Knowledge-to-Action process framework which integrates
  - **knowledge creation** and
  - **knowledge action**

Background

> **Knowledge creation** involves stages: including knowledge inquiry, knowledge synthesis and knowledge tools or products through which knowledge is tailored and refined for use,

>

> **knowledge action** involves the transfer of knowledge to practice triggered by a specific practice issue or problem. This, in turn, prompts a cycle of application activity, sequentially or simultaneously, through the three phases of CAN-Implement.Pro

Integrating the KTA model and guideline adaptation

Concept to Application

User Dashboard

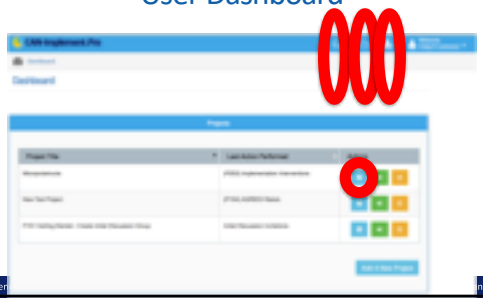

Getting Started

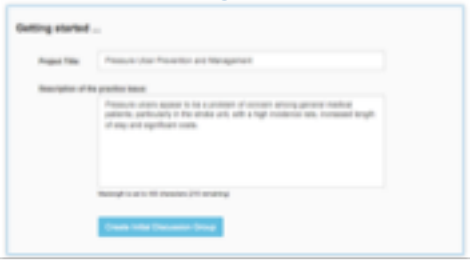

Creating momentum

Formalized correspondence

JOANNA BRIGGS INSTITUTE

Phase 1 Step 1

Call to Action

The Call to Action

> Identify the organisational mandate and available infrastructure supporting evidence based practice

> Document what motivated you in the first place, the specific issue in practice.

– Can you determine the scope of the issue, is it widespread, or high frequency, high cost, or an isolated event?

> Is a guideline the most appropriate response to this issue?

Better evidence. Better outcomes. www.joannabriggs.org

Call to Action

> Key deliverables include:

- Confirmation of formation of a legitimate guideline development entity or group,
- a definition of purpose,
- a scope of operations and established jurisdiction, and
- sense of issue or project ownership

Planning

> The scope and detail to requirements in this phase could be considered analogous to what one would expect, in the preparation involved in planning for a systematic review or primary research project, get the set up right and the project itself will have far greater likelihood of success, and be more likely to maintain the engagement with necessary stakeholders.

Better evidence. Better outcomes. www.joannabriggs.org

Planning

> CI.P facilitates setting the scope of the questions the guideline will seek to answer by:

- Collating definitions for the practice issue at hand
- Documentation of the specific question (PIPOH)
- Further specific sub questions that relate to the clinical issue
- Directing and informing structures and strategies for collection and analysis of baseline data

PIPOH questions

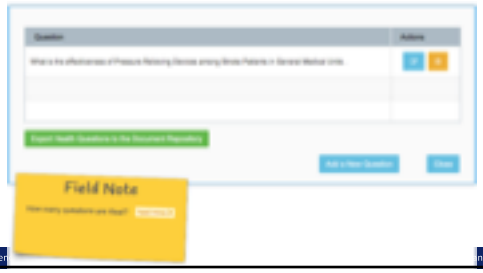

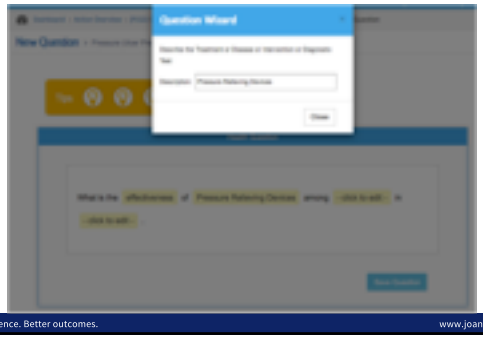

Support for timeline management

Tips for set up

Phase 1 Step 3: Search & Screen

Search and Screen

Search and Screen

> Search for existing guidelines, systematic reviews and new areas of evidence.

> Searching guidance is:

- Comprehensive
- Targeted to high yield evidence
- Targeted to high yield sources
- Focused on transparency of methods and reporting
- Based on international standards i.e. PRISMA

Phase 1 Step 4: Assess and Select

AGREE II rating process

Recommendations Matrix

- Displays recommendations with the names of the source guidelines.
  - Source guidelines may be sorted by: date; best fit or most complete response to specified health questions; AGREE II quality scores on specific dimensions (e.g., rigour) plus overall AGREE II recommendation; the strength of supporting evidence associated with each recommendation.
- Panels may also document the availability of relevant tools and algorithms or comment on specific strengths or limitations.



Better evidence. Better outcomes. www.joannabriggs.org



Better evidence. Better outcomes. www.joannabriggs.org

Better evidence. Better outcomes. www.joannabriggs.org

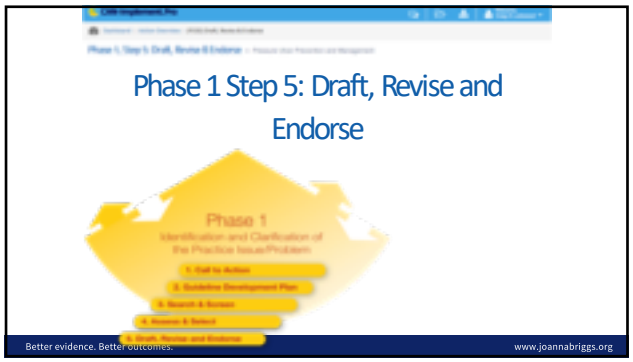

Strategies for first drafts

> Collate all documents from previous steps

> Ensure the audit trail is traceable

> First draft:

- Outline structure
- Infill the framework
- Focus on PIPOH question and recommendations
- Provide adequate detail to allow informed discussion of each key section

Writing template

> P1S5 template guideline drafting on your USB.

Internal audit and peer review

> In formal guideline panels this tests the content prior to external review,
  - Internal review facilitates communication and auditing or transparency

> In CAN-Implement.Pro this is continuously achieved as stakeholder engagement via steering and working groups

External review

> Who to involve?
  - Pre identified stakeholder groups

> How to involve?
  - Use pre-prepared templates and questionnaires

> External review is key to "buy in" or endorsement
  - Consider the role and strategic return on investment from gaining endorsement from an external association, peak body or society

Phase 1 Step 5: Draft, Revise and Endorse

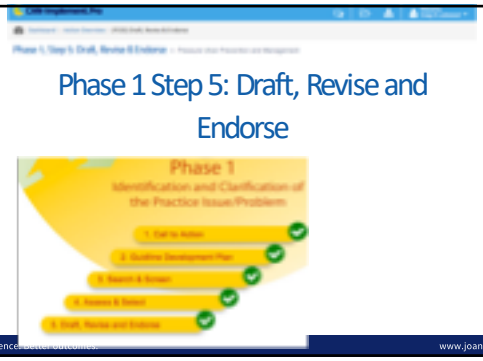

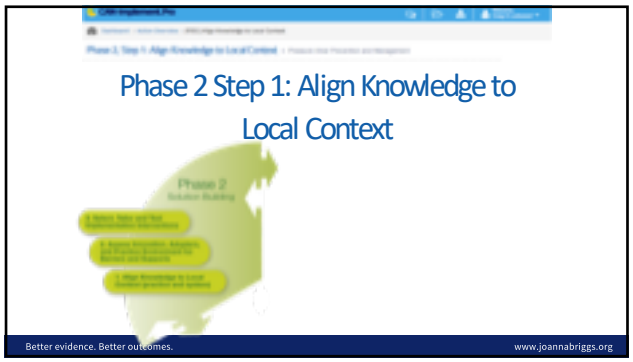

Moving in to practice

> Marks the transition between adaptation that includes 'implementation thinking' and implementation action planning
- Consolidate barrier and facilitating factors
- Determine strategies to address barriers uncovered during development
- Determine strategies to draw on the leadership of facilitators identified during the development steps

Better evidence. Better outcomes. www.joannabriggs.org

Implementation Plan

> May include Clinical audits or gaps analysis to establish baseline practice measures
- Joanna Briggs Resources for
  - Implementation
  - Evaluation
  - Getting Research into Practice

> Simple gap analysis using particular recommendations which relate to each other or to specific interventions in the guidelines

Better evidence. Better outcomes. www.joannabriggs.org



Facilitating implementation

> CAN-Implement.Pro embeds facilitating factors

- Assist stakeholder engagement e.g. online discussion forum
- Prompt 'implementation thinking' throughout
- Formalizes project management
- Eases the administrative burden
- Shared repository of all correspondence and documents
- Quick access to all tools and resources



Implementation, Evaluation & Sustainability

> The CAN-IMPLEMENT Guide (LWW Book) provides discussion on three key planning elements:

1. Monitor Knowledge Use and evaluate implementation process,
2. Evaluate Outcomes,
3. Nurture Change and Sustain Knowledge Use.

CAN-Implement Pro

> Straus SE, Tetroe, J, Graham, ID:Science and practice of Knowledge Translation: Moving from Evidence to Practice. West Sussex: Wiley-Blackwell BMJ Books 2009

> Knowledge Translation at CIHR htt[redacted]

> Harrison, MB, Graham, ID: Roadmap for a participatory research-practice partnership to implement evidence. [redacted] 2012 Dec;9(4):210-20.

> Harrison, MB, Graham, ID, van den Hoek, J, Dogherty, EJ, Carley, ME, Angus, V: Guideline Adaptation and Implementation Planning: a Prospective observational study. Implementation Science 2013 8:49

> Margaret B. Harrison, Joan van den Hoek, Ian D. Graham. December 2014. CAN-IMPLEMENT©: Planning for Best-Practice Implementation (Book 20) Walters Kluwer/Joanna Briggs Institute.